

# 24" OVERLAY BUILT-IN DISHWASHER











CODE ID

24" BUILT-IN DISHWASHER

**F7DWT24FI1**



-  Interior LED Lighting
-  Stainless Steel Tub
-  Sound Level 42 dB(A)
-  Fast Wash Cycle
-  1/2 Load Cycle
-  Delicate
-  Turbo Dry
-  Delay

## SPECIFICATIONS

- 15 Place settings
- 8 Programs
- Turbo Dry
- 42 dB(A)
- Fully built-in top touch control
- Full-width 3rd Basket – adjustable
- 2nd Level Basket – 6 racks
- Ball bearing Smooth Glide 2nd level basket
- Flow-through heater
- 3-way Euro filtering system
- Adjustable hinge system
- Front adjustable rear feet
- Airbreak with drain backsiphonage preventer
- Overflow & leakage protection

## OPTIONAL ACCESSORIES

F6UHK24DISH – Handle Kit  
600 Series Sofia Pro Handle Kit with  
Pro Badge and template

F7UHK24DISH – Handle Kit  
700 Series Distinto Handle Kit

WPHNKITHD – Hardware Kit  
Wood Panel Hardware kit for Pro and  
Distinto Handle kits

# 24" OVERLAY BUILT-IN DISHWASHER

24" BUILT-IN DISHWASHER



CODE ID	24" OVERLAY BUILT-IN DISHWASHER F7DWT24F11
Finish	Panel Ready
<b>CONTROL PANEL</b>	
Position	Top of Door
Type	Electronic
<b>DISPLAY</b>	
Rinse Aid Indicator	•
LED	White
Type	Integrated
<b>MAIN FEATURES</b>	
LED Interior Lighting	4
Turbo Dry	•
2nd Level Basket	Ball bearing smooth glide system
3rd Level Basket	Full Width Adjustable
Noise Level dB(A)	42
<b>FUNCTIONS</b>	
Delay, hours	1-24
Half Load	•
Extra Dry	•
Sanitize	•
Hi-Temp	•
Extra Fast	•
Silent	•
<b>PROGRAMS</b>	
Number of Programs	8
Regular	•
Auto	•
Intensive Plus	•
Pots & Pans	•
Light Wash	•
Delicate	•
Quick Wash	•
Rinse	•
<b>TECHNICAL FEATURES</b>	
Permissible Water Pressure	4.35-145 psi (0.3-10 bar)
Total Power	1400W
Heater Power	1100W
Electrical Connection	120V - 60Hz - 15A
Power Connector	NEMA 5-15p connector
<b>RACK SYSTEM</b>	
Lower Basket	4 Foldable Racks
2nd Level Basket	6 Foldable Racks
2nd Level Basket – Height-Adjustable	3 Positions (when loaded)
2nd Level Basket – Mug Shelves	4
3rd Level Basket	Full Width – Adjustable
<b>ENVIRONMENTAL STANDARDS</b>	
Energy Consumption	239 kWh/year
Water Consumption	3.0 gal/cycle
ENERGY STAR® Qualified	•
RoHS Compliant (Lead Free)	•
<b>DIMENSIONS / WEIGHT</b>	
Width, in. (mm)	23-9/16 (598)
Height (max - min), in. (mm)	35-7/8 - 33-7/8 (910 - 860)
Depth, in. (mm)	21-5/8 (550)
Product Weight, lbs. (kg)	86 (39)
<b>INSTRUCTIONS FOR USE</b>	
Use & Care / Installation Manual	English / Spanish / French