









24" STAINLESS STEEL BUILT-IN DISHWASHER ⚡

CODE ID

24" BUILT-IN DISHWASHER

F7DWT24SS1

-  Interior LED Lighting
-  Stainless Steel Tub
-  Sound Level 42 dB(A)
-  Fast Wash Cycle
-  1/2 Load Cycle
-  Delicate
-  Turbo Dry
-  Delay



SPECIFICATIONS

15 Place settings
8 Programs
Turbo Dry
42 dB(A)
Fully built-in top touch control
Full-width 3rd Basket – adjustable
2nd Level Basket – 6 racks
Ball bearing Smooth Glide 2nd level basket
Flow-through heater
3-way Euro filtering system
Adjustable hinge system
Front adjustable rear feet
Airbreak with drain backsiphonage preventer
Overflow & leakage protection

REQUIRED ACCESSORIES

F6UHK24DISH – Handle Kit

600 Series Sofia Pro Handle Kit with
Pro Badge and template

OR

F7UHK24DISH – Handle Kit

700 Series Distinto Handle Kit

24" STAINLESS STEEL BUILT-IN DISHWASHER

24" BUILT-IN DISHWASHER



CODE ID	24" STAINLESS STEEL BUILT-IN DISHWASHER F7DWT24SS1
Finish	Stainless Steel
CONTROL PANEL	
Position	Top of Door
Type	Electronic
DISPLAY	
Rinse Aid Indicator	•
LED	White
Type	Integrated
MAIN FEATURES	
LED Interior Lighting	4
Turbo Dry	•
2nd Level Basket	Ball bearing smooth glide system
3rd Level Basket	Full Width Adjustable
Noise Level dB(A)	42
FUNCTIONS	
Delay, hours	1-24
Half Load	•
Extra Dry	•
Sanitize	•
Hi-Temp	•
Extra Fast	•
Silent	•
PROGRAMS	
Number of Programs	8
Regular	•
Auto	•
Intensive Plus	•
Pots & Pans	•
Light Wash	•
Delicate	•
Quick Wash	•
Rinse	•
TECHNICAL FEATURES	
Permissible Water Pressure	4.35-145 psi (0.3-10 bar)
Total Power	1400W
Heater Power	1100W
Electrical Connection	120V - 60Hz - 15A
Power Connector	NEMA 5-15p connector
RACK SYSTEM	
Lower Basket	4 Foldable Racks
2nd Level Basket	6 Foldable Racks
2nd Level Basket – Height-Adjustable	3 Positions (when loaded)
2nd Level Basket – Mug Shelves	4
3rd Level Basket	Full Width – Adjustable
ENVIRONMENTAL STANDARDS	
Energy Consumption	239 kWh/year
Water Consumption	3.0 gal/cycle
ENERGY STAR® Qualified	•
RoHS Compliant (Lead Free)	•
DIMENSIONS / WEIGHT	
Width, in. (mm)	23-9/16 (598)
Height (max - min), in. (mm)	35-7/8 - 33-7/8 (910 - 860)
Depth, in. (mm)	22-7/16 (570)
Product Weight, lbs. (kg)	86 (39)
INSTRUCTIONS FOR USE	
Use & Care / Installation Manual	English / Spanish / French