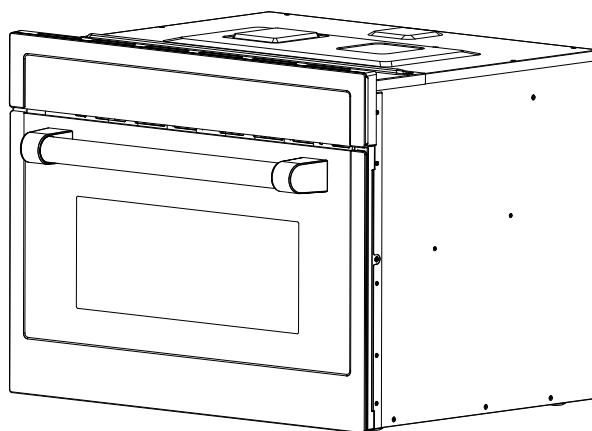



## USER MANUAL

KOOLMORE RESERVE

**24 in. Black Stainless Steel  
Convection Oven with Microwave  
With Speed and Sensor Cooking  
Models: KM-CWO24-BSS**



For any service related  
issues, please contact us:


 **718-576-6342**

 **support@koolmore.com**

Before using, please read the operating instructions carefully  
ensure proper application and achieve satisfactory results.

## Stay informed with the latest information for your KoolMore Reserve Appliance.

Scan the QR code above to access the most recent user manual on our website, which is constantly being updated and improved.



**If you need any assistance or have questions, our customer support team is here to help.**

**P- 718-576-6342 E- [Support@koolmore.com](mailto:Support@koolmore.com)**

Please write down the model number and serial number below for future reference. Both numbers are located on the rating label on the back of your unit or inside of the unit and are needed to obtain warranty service. You may also want to staple your receipt to this manual as it is the proof of your purchase and may also be needed for service under warranty.

Model Number: \_\_\_\_\_  
Serial Number: \_\_\_\_\_  
Date of Purchase: \_\_\_\_\_

To better serve you, please do the following before contacting customer service:

If you received a damaged product, immediately contact the retailer or dealer that sold you the product. Read and follow this instruction manual carefully to help you install, use, and maintain your unit. Refer to the Troubleshooting section of this manual as it will help you diagnose and solve many common issues.

# Contents

<b>Safety</b> .....	<b>4</b>
<b>Installation</b> .....	<b>7</b>
<b>Operation</b> .....	<b>9</b>
<b>Maintenance</b> .....	<b>25</b>
<b>Warranty</b> .....	<b>32</b>

# Safety

## PRECAUTIONS TO AVOID POSSIBLE EXPOSURE TO EXCESSIVE MICROWAVE ENERGY

**A.** Do not attempt to operate this oven with the door open since this can result in harmful exposure to microwave energy. It is important not to break or tamper with the safety interlocks.

**B.** Do not place any object between the oven front face and the door or allow soil or cleaner residue to accumulate on sealing surfaces.

**C. WARNING:** If the door or door seals are damaged, the oven must not be operated until it has been repaired by a competent person.

If the apparatus is not maintained in a good state of cleanliness, its surface could be degraded and affect the lifespan of the apparatus and lead to a dangerous situation.

## IMPORTANT SAFETY INSTRUCTIONS

### READ CAREFULLY AND KEEP FOR FUTURE REFERENCE

**WARNING:** *To reduce the risk of fire, electric shock, injury to persons or exposure to excessive microwave energy when using your appliance, follow basic precautions, including the following:*

1. This appliance can be used by children aged from 8 years and above and persons with reduced physical, sensory or mental capabilities or lack of experience and knowledge if they have been given supervision or instruction concerning use of the appliance in a safe way and understand the hazards involved. Children shall not play with the appliance. Cleaning and user maintenance shall not be made by children without supervision.
2. Read and follow the specific: PRECAUTIONS TO AVOID POSSIBLE EXPOSURE TO EXCESSIVE MICROWAVE ENERGY.
3. Keep the appliance and its cord out of reach of children less than 8 years.
4. If the supply cord is damaged, it must be replaced by the manufacturer, its service agent or similarly qualified persons in order to avoid a hazard. (For appliances with type Y attachment)
5. **WARNING:** It is hazardous for anyone other than a competent person to carry out any service or repair operation that involves the removal of a cover which gives protection against exposure to microwave energy.
6. **WARNING:** Liquids and other foods must not be heated in sealed containers since they are liable to explode.
7. This appliance can be used by children aged from 8 years and above and persons with reduced physical, sensory or mental capabilities or lack of experience and knowledge if they have been given supervision or instruction concerning use of the appliance in a safe way and understand the hazards involved. Children shall not play with the appliance. Cleaning and user maintenance shall not be made by children without supervision.
8. When heating food in plastic or paper containers, keep an eye on the oven due to the possibility of ignition.
9. Only use utensils that are suitable for use in microwave ovens.

10. If smoke is emitted, switch off or unplug the appliance and keep the door closed in order to stifle any flames.
11. Microwave heating of beverages can result in delayed eruptive boiling, therefore care must be taken when handling the container.
12. The contents of feeding bottles and baby food jars shall be stirred or shaken and the temperature checked before consumption, in order to avoid burns.
13. Eggs in their shell and whole hard-boiled eggs should not be heated in microwave ovens since they may explode, even after microwave heating has ended.
14. The oven should be cleaned regularly and any food deposits removed.
15. Failure to maintain the oven in a clean condition could lead to deterioration of the surface that could adversely affect the life of the appliance and possibly result in a hazardous situation.
16. Only use temperature probe recommended for this oven (or ovens provided with a facility to use a temperature-sensing probe).
17. The microwave oven must be operated with the decorative door open. (For ovens with a decorative door.)
18. This appliance is intended to be used in household and similar applications such as:
  19. staff kitchen areas in shops, offices and other working environments;
  20. by clients in hotels, motels and other residential type environments;
  21. bed and breakfast type environments.
22. Care should be taken not to displace the turntable when removing containers from the appliance. (For fixed appliances and built-in appliances being used equal or higher than 900mm above the floor and having detachable turntables. But this is not applicable for appliances with horizontal bottom hinged door.)
23. The appliance shall not be cleaned with a steam cleaner.
24. WARNING: Ensure that the appliance is switched off before replacing the lamp to avoid the possibility of electric shock.
25. WARNING: Accessible parts may become hot during use. Young children should be kept away.
26. Steam cleaner is not to be used.
27. The microwave oven is intended for heating food and beverages. Drying of food or clothing and heating of warming pads, slippers, sponges, damp cloth and similar may lead to risk of injury, ignition or fire.
28. Surface of a storage drawer can get hot.
29. WARNING: The appliance and its accessible parts become hot during use. Care should be taken to avoid touching heating elements. Children less than 8 years of age shall be kept away unless continuously supervised.
30. During use the appliance becomes hot. Care should be taken to avoid touching heating elements inside the oven.
31. Metallic containers for food and beverages are not allowed during microwave cooking.
32. Do not use harsh abrasive cleaners or sharp metal scrapers to clean the oven door glass since they can scratch the surface, which may result in shattering of the glass.
33. The appliance is intended to be used built-in.
34. The appliance must not be installed behind a decorative door in order to avoid overheating. (This is not applicable for appliances with decorative door.)
35. WARNING: When the appliance is operated in the combination mode, children should only use the oven under adult supervision due to the temperatures generated.
36. HOT CONTENTS CAN CAUSE SEVERE BURNS. DO NOT ALLOW CHILDREN TO USE THE MICROWAVE. use caution when removing hot items.

**This device complies with part 18 of the FCC Rules.**

## CAUSES OF DAMAGE

### Caution!

- Creation of sparks: Metal – e.g. a spoon in a glass – must be kept at least 2 cm from the oven walls and the inside of the door. Sparks could irreparably damage the glass on the inside of the door.
- Water in the hot cooking compartment: Never pour water into the hot cooking compartment. This will cause steam. The temperature change can cause damage.
- Moist food: Do not store moist food in the closed cooking compartment for long periods. Do not use the appliance to store food. This can lead to corrosion.
- Cooling with the appliance door open: Only leave the cooking compartment to cool with the door closed. Do not trap anything in the appliance door. Even if the door is only slightly ajar, the fronts of adjacent units may be damaged over time.
- Heavily soiled seal: If the seal is very dirty, the appliance door will no longer close properly during operation. The fronts of adjacent units could be damaged. Always keep the seal clean.
- Operating the microwave without food: Operating the appliance without food in the cooking compartment may lead to overloading. Never switch on the appliance unless there is food inside.
- In the cooking compartment: An exception to this rule is a short crockery test (see the section "Microwave, suitable crockery").
- Using the appliance door for standing on or placing objects on: Do not stand or place anything on the open appliance door. Do not place ovenware or accessories on the appliance door.
- Transporting the appliance: Do not carry or hold the appliance by the door handle. The door cannot support the weight of the appliance and could break.
- Microwave popcorn: Never set the microwave power too high. Use a power setting no higher than 600 watts. Always place the popcorn bag on a glass plate. The disc may jump if overloaded.
- Liquid that has boiled over must not be allowed to run through the turntable drive into the interior of the appliance. Monitor the cooking process. Choose a shorter cooking time initially, and increase the cooking time as required.
- Eggs: The oven should be cleaned regularly and any food deposits removed since they may explode, even after microwave heating has ended.
- Failure to maintain the oven in a clean condition could lead to deterioration of the surface that could adversely affect the life of the appliance and possibly result in a hazardous situation.