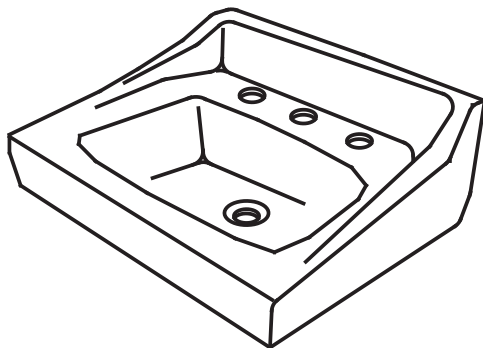
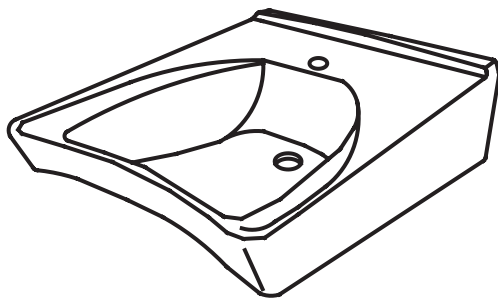


Wall Mounted Lavatory
Lavabo para montaje en pared
Lavabo mural



LT307/.4.8



LT308/.4/.11

Warranty Registration and Inquiry

For product warranty registration, TOTO U.S.A. Inc. recommends online warranty registration. Please visit our web site <http://www.totousa.com>. If you have questions regarding warranty policy or coverage, please contact TOTO U.S.A. Inc., Customer Service Department, 1155 Southern Road, Morrow, GA 30260 (888) 295-8134 or (678) 466-1300 when calling from outside of U.S.A.

TABLE OF CONTENTS

Thanks for Choosing TOTO®!	2
Warnings.....	2
Before Installation.....	2
Installation Procedure	3
After Installation	3
Warranty	4

THANKS FOR CHOOSING TOTO!

The mission of TOTO is to provide the world with healthy, hygienic and more comfortable lifestyles. We design every product with the balance of form and function as a guiding principle. Congratulations on your choice.

WARNINGS



When this symbol appears in the manual, be aware that potential misoperations may cause personal injury and/or property damage.

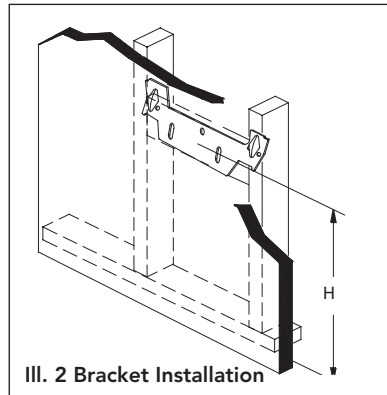
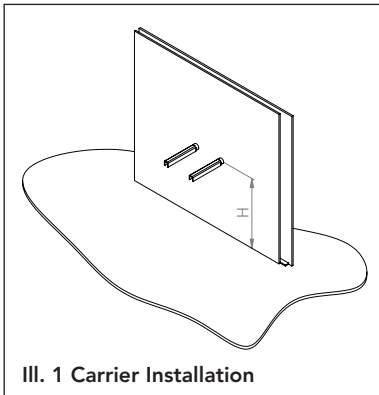
BEFORE INSTALLATION

- The floor must be level and the wall must be square with the floor for best results.
- Use the recommended wall carrier listed on the Spec Sheet. Install it per manufacturer's instructions and local codes.

For installation with carrier (required for LT308), install the carrier arms at the appropriate height. To determine arm height, (H), use the hole to rim distance as shown on the Spec Sheet.

For installation with bracket (optional for LT307 only), provide proper reinforcement, such as a brace, between the studs of the wall to securely mount the bracket and to support the lavatory.

1. Position the mounting bracket at the appropriate height, H (see Ill. 2) for installation. Use a pencil to mark the center of the slotted holes on the bracket.
2. Drill pilot holes for the wood screws (mounting screws not provided) at the marked locations.
3. Secure the mounting bracket to the wall using the bottom slots only.



INSTALLATION PROCEDURE



DO NOT OVERTIGHTEN HARDWARE. Overtightening hardware may damage the products and cause personal injury and/or property damage.

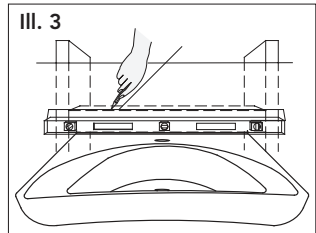
Installation using carrier

1. Install the faucets and drain (not supplied) per the manufacturer's instructions.
2. Slide lavatory over carrier arms.
3. Use the screws on the underside front and back holes to level the lavatory.
4. Use the underside center holes to lock the lavatory in place.

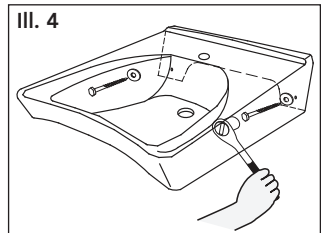
Installation using bracket (LT307 only)

1. Place the lavatory on the bracket. Brace it adequately so that the lavatory cannot tip over.
2. Verify that the lavatory is level and at the correct height (see Ill. 3). Mark the location of the mounting holes.

NOTE: To help recall the lavatory position, trace a line along the sides and top edge of the lavatory with a pencil.



3. Remove the lavatory from the bracket.
4. Drill the remaining holes for the mounting bracket and install the four remaining screws.
5. Install the faucets and drain (not supplied) per the manufacturer's instructions.
6. Return the lavatory into position.
7. Install the lavatory mounting hardware (see Ill. 4).



- A. Place a metal washer onto the screw. Do not secure the screw at this time.
- B. Place the remaining metal washer onto the screw and insert the screw through a mounting hole in the lavatory.
- C. Verify the lavatory is level with the mark along the top and sides of the lavatory and secure the lavatory to the wall by tightening screws.

AFTER INSTALLATION

1. Connect the water supply to the faucet according to the faucet instructions.
2. Connect and tighten the p-trap to the drain.
3. Turn on the water supplies to the faucet.
4. Purge air from the hot and cold water by running the water for a few seconds.
5. Fill the lavatory with water.
6. Check for any leaks at the water supply and drain connections.

WARRANTY

1. TOTO® warrants its vitreous china products ("Product") to be free from defects in materials and workmanship during normal use when properly installed and serviced, for a period of one (1) year from date of purchase. This limited warranty is extended only to the ORIGINAL PURCHASER of the Product and is not transferable to any third party, including but not limited to any subsequent purchaser or owner of the Product. This warranty applies only to TOTO Product purchased and installed in North, Central and South America.
2. TOTO's obligations under this warranty are limited to repair, replacement or other appropriate adjustment, at TOTO's option, of the Product or parts found to be defective in normal use, provided that such Product was properly installed, used and serviced in accordance with instructions. TOTO reserves the right to make such inspections as may be necessary in order to determine the cause of the defect. TOTO will not charge for labor or parts in connection with warranty repairs or replacements. TOTO is not responsible for the cost of removal, return and/or reinstallation of the Product.
3. This warranty does not apply to the following items:
 - a. Damage or loss sustained in a natural calamity such as fire, earthquake, flood, thunder, electrical storm, etc.
 - b. Damage or loss resulting from any accident, unreasonable use, misuse, abuse, negligence, or improper care, cleaning, or maintenance of the Product.
 - c. Damage or loss resulting from sediments or foreign matter contained in a water system.
 - d. Damage or loss resulting from improper installation or from installation of the Product in a harsh and/or hazardous environment, or improper removal, repair or modification of the Product. (NOTE: Product model codes allow a maximum of 80 PSI. Check local codes or standards for requirements).
 - e. Damage or loss resulting from electrical surges or lightning strikes or other acts which are not the fault of TOTO or which the Product is not specified to tolerate.
 - f. Damage or loss resulting from normal and customary wear and tear, such as gloss reduction, scratching or fading over time due to use, cleaning practices or water or atmospheric conditions.
 - g. Tank flushing mechanisms of plastic or rubber moving parts.
 - h. Toilet seats of plastic, wood or metal.
4. In order for this limited warranty to be valid, proof of purchase is required. TOTO encourages warranty registration upon purchase to create a record of Product ownership at <http://www.totousa.com>. Product registration is completely voluntary and failure to register will not diminish your limited warranty rights.
5. THIS WARRANTY GIVES YOU SPECIFIC LEGAL RIGHTS. YOU MAY HAVE OTHER RIGHTS WHICH VARY FROM STATE TO STATE, PROVINCE TO PROVINCE OR COUNTRY TO COUNTRY.
6. To obtain warranty repair service under this warranty, you must take the Product or deliver it prepaid to a TOTO service facility together with proof of purchase (original sales receipt) and a letter stating the problem, or contact a TOTO distributor or products service contractor, or write directly to TOTO U.S.A., INC., 1155 Southern Road, Morrow, GA 30260 (678) 466-1300 or (888) 295-8134, if outside the U.S.A. If, because of the size of the Product or nature of the defect, the Product cannot be returned to TOTO, receipt by TOTO of written notice of the defect together with proof of purchase (original sales receipt) shall constitute delivery. In such case, TOTO may choose to repair the Product at the purchaser's location or pay to transport the Product to a service facility.

WARNING! TOTO shall not be responsible or liable for any failure of, or damage to, this Product caused by either chloramines in the treatment of public water supply or cleaners containing chlorine (calcium hypochlorite). NOTE: The use of a high concentrate chlorine or chlorine related products can seriously damage the fittings. This damage can cause leakage and serious property damage.

THIS WRITTEN WARRANTY IS THE ONLY WARRANTY MADE BY TOTO. REPAIR, REPLACEMENT OR OTHER APPROPRIATE ADJUSTMENT AS PROVIDED UNDER THIS WARRANTY SHALL BE THE EXCLUSIVE REMEDY AVAILABLE TO THE ORIGINAL PURCHASER. TOTO SHALL NOT BE RESPONSIBLE FOR LOSS OF THE PRODUCT OR FOR OTHER INCIDENTAL, SPECIAL OR CONSEQUENTIAL DAMAGES OR EXPENSES INCURRED BY THE ORIGINAL PURCHASER, OR FOR LABOR OR OTHER COSTS DUE TO INSTALLATION OR REMOVAL, OR COSTS OF REPAIRS BY OTHERS, OR FOR ANY OTHER EXPENSE NOT SPECIFICALLY STATED ABOVE. IN NO EVENT WILL TOTO'S RESPONSIBILITY EXCEED THE PURCHASE PRICE OF THE PRODUCT. EXCEPT TO THE EXTENT PROHIBITED BY APPLICABLE LAW, ANY IMPLIED WARRANTIES, INCLUDING THAT OF MERCHANTABILITY OR FITNESS FOR USE OR FOR A PARTICULAR PURPOSE, ARE EXPRESSLY DISCLAIMED. SOME STATES DO NOT ALLOW LIMITATIONS ON HOW LONG AN IMPLIED WARRANTY LASTS, OR THE EXCLUSION OR LIMITATION OF INCIDENTAL OR CONSEQUENTIAL DAMAGES, SO THE ABOVE LIMITATION AND EXCLUSION MAY NOT APPLY TO YOU.

TOTO®

TOTO® U.S.A., Inc. 1155 Southern Road,
Morrow, Georgia 30260

Tel: 888-295-8134 Fax: 800-699-4889

www.totousa.com

0GU043-3
Rev Date: 5/16



Warranty Registration and Inquiry

For product warranty registration, TOTO U.S.A. Inc. recommends online warranty registration. Please visit our web site <http://www.totousa.com>. If you have questions regarding warranty policy or coverage, please contact TOTO U.S.A. Inc., Customer Service Department, 1155 Southern Road, Morrow, GA 30260 (888) 295-8134 or (678) 466-1300 when calling from outside of U.S.A.