

30" Electric 6.3 cu ft. Range

- Dual Speed (High/Low)
- ProBake® Convection
- EasyClean®
- ThinQ® (Wi-Fi Enabled)

AVAILABLE COLORS



LG ThinQ®

- Enjoy new ways to control your home with LG smart appliances
- Preventative Alerts help you stay a step ahead of potential issues to find proactive solutions before problems arise.
 - Avoid preventable repairs and service calls with real-time diagnostics for a hassle-free experience.
 - Integrated within LG's ThinQ app—a smart home hub for managing your smart devices and appliances.



SUMMARY

Series	LG
Type	Electric Single Oven
Oven Capacity (cu. ft.)	6.3 cu.ft.
Color	Stainless Steel

CAPACITY

Oven Capacity (cu. ft.)	6.3 cu.ft.
Warming Drawer Capacity (cu. ft.)	
Storage Drawer Capacity (cu.ft.)	0.8 (No Handle)

COOKTOP

Type	Radiant
No of Radiant Elements	4
Element Size/Wattage - Left Rear	1200W (6")
Element Size/Wattage - Right Rear	1200W (6")
Element Size/Wattage - Left Front	3200W (9") / 1400W (6") (UltraHeat™)
Element Size/Wattage - Right Front	3200W (9") / 1400W (6") (UltraHeat™)
Center (Warming Zone)	-
Hot Surface LED Indicator	Yes

OVEN FEATURES

Broil Element (Watt)	Sheath 4200W / 6 Pass
Oven Bake Element Wattage	-
Convection (Watt)	2500W
Convection Fan	Dual Speed (High/Low)
Convection Type	ProBake® Convection
Oven Modes	Bake, Broil, Air Fry, Convection Bake, Convection Roast, Warm
Oven Control Features	Keypad
Convection Conversion	Yes
EasyClean®	Yes
EasyClean® Time	10mins
Self Clean	No
GoCook Smart Oven Light	1 Light
No. of Rack Positions	7
Door Lock	No
Automatic Safety Shut-Down	After 12 Hours

DRAWER FEATURES

Type	Storage
Levels	-
Time Control	No

CONTROL

Cooktop Control Type	Knobs Control
Flex Control Knob	No
Oven Control Type	Keypad
Display	White LED
Language	English
Clock	12 hr or 24 hr (option)
Kitchen Timer	Yes
Timed Cook	Yes
Temperature Unit of Measure	Fahrenheit / Celsius
Cooking Complete Reminder Volume	Beeper (Hi, Lo, Off)
Certified Sabbath mode	Yes

APPEARANCE

All Available Colors	Stainless Steel
Knobs	NI-CR plated(Weight)
Knobs Material	Aluminum / PC+ABS
Handle	Al Anodizing
Handle Material	Stainless Steel
Handle Type	Bar Type
Smudge Resistance Finish	No
Oven Door Feature	WideView™ Window (Smog Glass)
Cooktop Finish	Stainless Steel

SMART TECHNOLOGY

ThinQ® (Wi-Fi Enabled)	Yes
Check & Control	Yes
Voice Control	Google Assistant & Amazon Alexa
Smart Recipe (3rd Party Recipe App)	Sidechef
Proactive Customer Care	Yes
SmartDiagnosis™	Yes
NFC Tag On	No

POWER/RATINGS

Amp Rating at 208V	47.1 A
Amp Rating at 240V	54.3 A
KW Rating at 208V	9.8kW
KW Rating at 240V	13.0W
Required Power Supply (amp)	40A

ACCESSORIES

Standard Rack	2
---------------	---

DIMENSIONS / WEIGHTS

Shipping Weight (lbs)	193.3
Product Weight (lbs)	160.9
Cabinet Width (in)	30"
Overall Depth (in) - without handle	26 3/4"
Overall Depth (in) - including handle	29 1/8"
Overall Height (in)	46 1/2"
Overall Width (in)	29 7/8"
Oven Interior Dimensions (in) (W x H x D)	24 7/8" x 22" x 20"
Height to Cooking Surface (in)	36"
Drawer Dimensions (in) (W x H x D)	22 3/8" x 4" x 14 11/16"
Carton Dimensions (in) (W x H x D)	32 1/2" x 51" x 30 1/2"

LIMITED WARRANTY

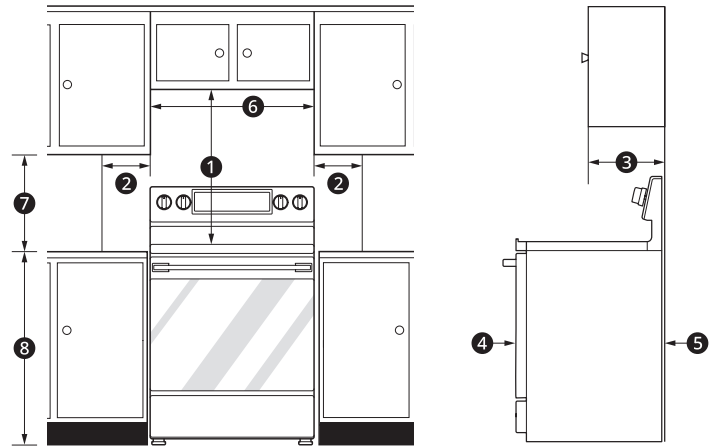
Parts & Labor	1 Year
---------------	--------

UPC CODE

LREN6321YE (Stainless Steel)	048231350440
------------------------------	--------------

INSTALLATION NOTES

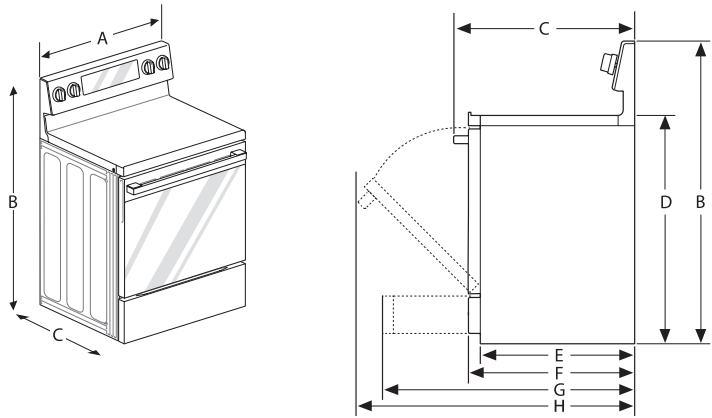
- Your range is heavy and can be installed on soft floor coverings such as cushioned vinyl or carpeting. Use care when moving the range on this type of flooring. Use a belt when moving the range to prevent damaging the floor. Or slide the range onto cardboard or plywood to avoid damaging the floor covering.
- Remove packing material, tape and any temporary labels from your range before using. Do not remove any warning-type labels, the model and serial number label, or the Tech Sheet that is located on the back of the range.
- To remove any remaining tape or glue, rub the area briskly with your thumb. Tape or glue residue can also be easily removed by rubbing a small amount of liquid dish soap over the adhesive with your fingers. Wipe with warm water and dry.
- Do not use sharp instruments, rubbing alcohol, flammable fluids, or abrasive cleaners to remove tape or glue. These products can damage the surface of your range.



MINIMUM DIMENSIONS

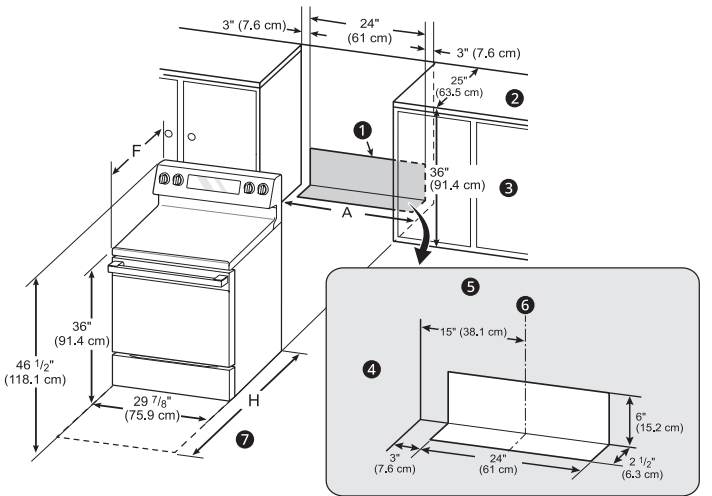
1	Minimum distance from top of range to combustible surface overhead	30" (76.2 cm)
2	Minimum clearance to left/right wall	5" (12.7 cm)
3	Maximum depth for cabinets above countertops	13" (33.0 cm)
4	Front edge of the range side panel forward from cabinet	2 1/4" (6.3 cm)
5	To cabinets below cooktop and at the range back	0"
6	Minimum opening in overhead cabinets	30" (76.2 cm)
7	Minimum distance from countertop to overhead cabinets at side	15" (38.1 cm)
8	Height of countertop	36" (91.4 cm)

DIMENSIONS & CLEARANCES



DIMENSIONS

A	Width	29 7/8" (759 mm)
B	Height	46 1/2" (1,181 mm)
C	Depth (Includes Door Handle)	29 1/8" (740mm)
D	Height (Excludes Controller)	36" (914 mm)
E	Depth (Includes only the product body that is loaded into the cabinet. Excludes door, drawer, and handles)	24 5/8" (627 mm)
F	Depth (Excludes Door Handle)	26 3/4" (680 mm)
G	Depth when drawer is fully opened	36 13/16" (935mm)
H	Depth when door is fully opened	49 13/16" (1,265 mm)



CLEARANCES

1	Acceptable electrical outlet area	29 7/8" (759 mm)
2	Normal counter top depth	46 1/2" (1,181 mm)
3	Counter top height	29 1/8" (740mm)
4	Cabinet	36" (914 mm)
5	Wall	24 5/8" (627 mm)
6	Center	26 3/4" (680 mm)
7	Depth with door open	36 13/16" (935mm)

A (Cabinet opening)
= 30" (76.2 cm) For U.S.A
= 30" (76.2 cm) - 31" (78.7 cm) For CANADA