

S30BFR700IMBIP

REFRIGERATOR 30" BUILT-IN BOTTOM MOUNT WITH ICE MAKER AND
INTERNAL WATER DISPENSER
PANEL READY (STAINLESS STEEL PANEL KIT AVAILABLE)

Savalo



Energy Star rated refrigerator & freezer with 16 cu.ft of total storage capacity, powered by variable-speed compressor and dual evaporators.

Flush or proud installation in 84" high kitchen cabinets.

Dual Cooling Shield System: automated defrosting of evaporators ensures food stays always fresh.

Precise temperature control for optimal food preservation: the Fresco drawer in the refrigerator compartment with independent temperature settings (30°-41°F) allows for optimal storage of meat, cold cuts, shellfish, fish and dairy products.

Automatic ice maker with daily capacity of 3.9 lbs of filtered ice.

Internal water dispenser with inline filter for hygienically clean drinking water and ice.

Digital LED touch interface with user-friendly controls for temperature, speed-freeze and ice making.

Soft close refrigerator crispers and metal freezer bins.

Height-adjustable gallon-size door storage bins.

Stainless steel door panels kit available as optional accessory. Stainless steel toe kick included in the unit.

Reversible doors for left or right swing configuration.

2 years parts & labor warranty.

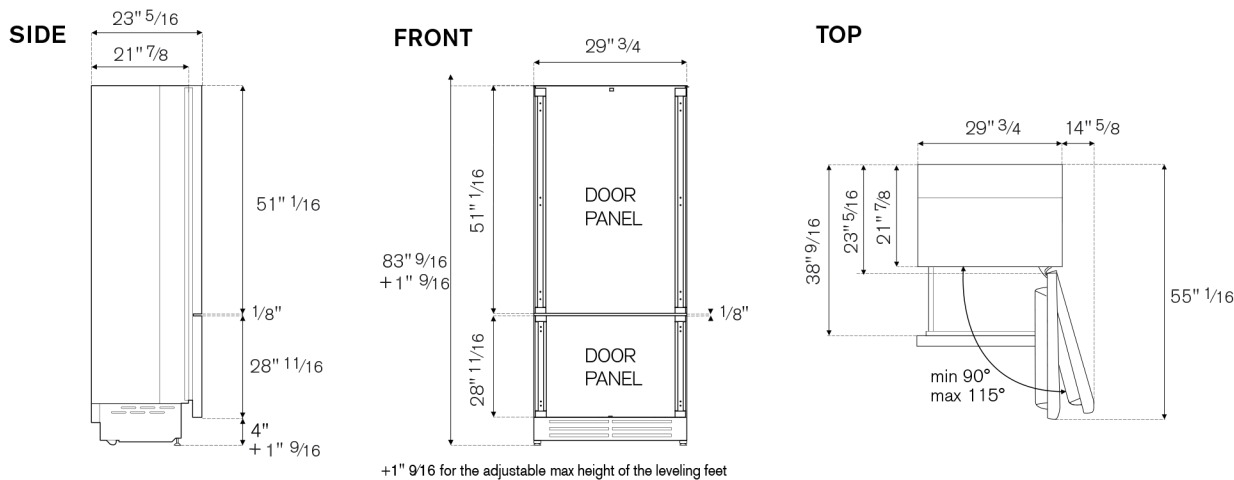
ADA compliant.

PRODUCT FEATURES	
Size	W 30"
Volume	Ref 11.5 cu.ft / Frz 4.5 cu.ft
Door finish	Panel ready
User interface	Internal digital LED touch interface
Lighting	Top and sidewall LED lights
Refrigerator shelves	1 stationary + 2 height-adjustable
Refrigerator drawers	1 + 1 fresco drawer with separate temperature control
Freezer compartment	2 drawers
Door storage	1 gallon sized + 2 height adjustable bins
Ice maker	Automatic ice maker 3.9 lbs / 24 hrs
Settings	Super cool, Super freeze, Ice maker, Water filter replacement alarm, Water dispenser, Eco mode, Vacation mode, Sabbath mode
TECHNICAL SPECIFICATIONS	
Electrical supply	115 V 60 HZ - 3 Amp
Power connection	NEMA 5-15P with 90" power cord
Sound rating	43 dbA
Water connection	1/4" waterline with shut-off valve
Water supply pressure	25-80 psi (1.7-5.5 bar)
Energy consumption	551.0 kwh/yr
Certification	ADA Compliant,CB,CEC,ETL
Warranty	2 years parts & labor Sealed system: 5 years labor
Packaging dimensions	W 32 5/16" H 90 9/16" D 26 3/8"
Weight	386.0 lbs

S30BFR700IMBIP

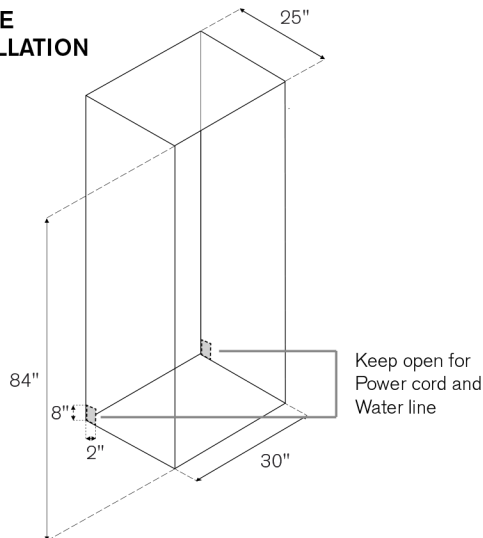
Savalo

REFRIGERATOR 30" BUILT-IN BOTTOM MOUNT WITH ICE MAKER AND
INTERNAL WATER DISPENSER
PANEL READY (STAINLESS STEEL PANEL KIT AVAILABLE)

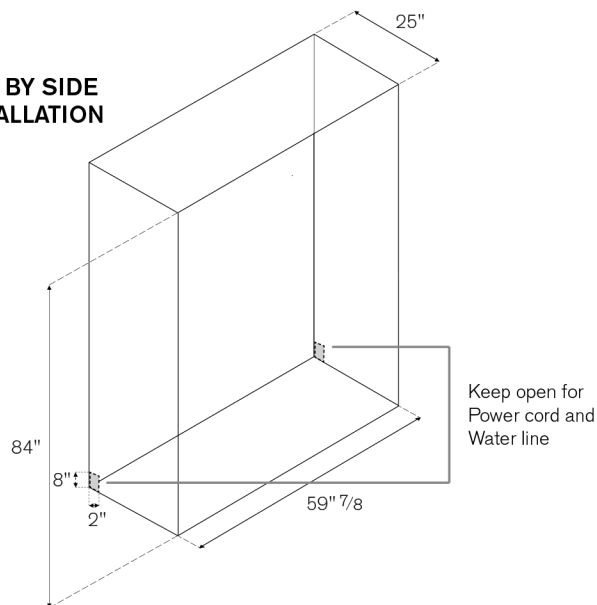


CUTOUT DIMENSIONS

SINGLE
INSTALLATION



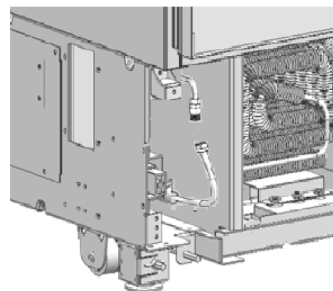
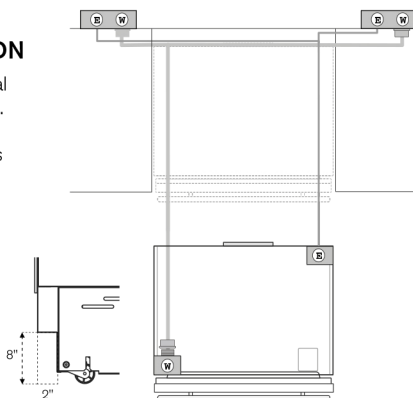
SIDE BY SIDE
INSTALLATION



ELECTRICAL
& WATER CONNECTION

A properly-grounded, electrical receptacle should be installed. A separate circuit breaker servicing only this appliance is recommended. Do not use a multi-purpose socket with other electrical appliances.

To connect to the water supply system, use a 1/4" waterline with accessible shut-off valve with a length of 60".



INSTALLATION REQUIREMENTS

If the appliance(s) is not connected through the side profile trims to secured cabinetry, anti-tip brackets must be installed. The max weight for the cabinet panel is 35 lbs (16kg) for the refrigerator door and 20 lbs (9kg) for the freezer door. For a flush installation, cabinet panels should not be thicker than 15/16".