

SHARP


Microwave Drawer


Under the Counter

Pedestal

SKMD24U0ES

SMART AND EASY KITCHEN SYSTEMS





- Two Drawer Storage
- Stainless Steel
Drawer Front
- Accepts Custom
Front Drawer Panels
- Flexible Mounting Depth
(including Flush)
- Push-To-Open Drawers
- 5.5" x 18.5" x 22"
(140 mm x 470 mm x 560 mm)
Drawer Storage
- Drawer Liners
Included

1-2-3 INSTALLATION

1. Mount Microwave Drawer on top of pedestal.

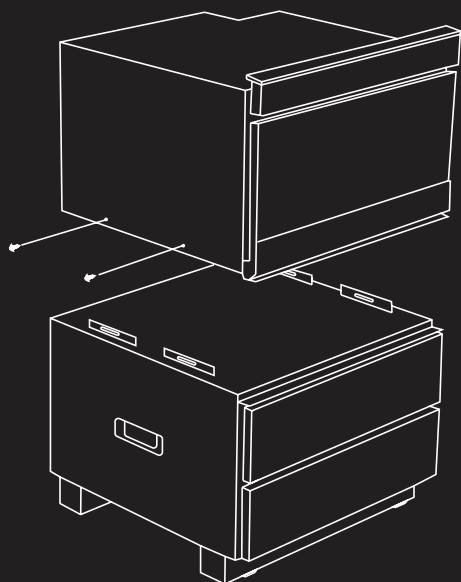


24" (610 mm)
Space

2. Adjust height, plug in and push into position.



3. Secure unit with mounting screws and place toe kick into place. Enjoy!



Can be paired with the following models:



SMD2480CS
SMD2489ES



SMD2477AS
SMD2477AH (Black Stainless Steel)*
*Recommended custom drawer front panels.

Model# **SKMD24U0ES**

Description	Microwave Drawer Pedestal
Category Size	24" / 610 mm
Color	Stainless Steel (Drawer Front)
Dimension W x D x H	23 13/16" x 23 1/2" x (17 3/4" min. / 18 11/16" max.*) 605 mm x 597 mm x (451 mm min. / 474.7 mm max.*)
Mounting Location	Floor - Under the Counter
Number of Drawers	2
Drawer Opening	Push to Open
Inside Drawer Dimension	22" x 18.5" x 5.5" / 559 mm x 470 mm x 394 mm
Drawer Face Custom Cabinet Replacement	Yes
Drawer Liners	2 - Black Mats
Flush Mounting	Yes
Additional Features	Adjustable Feet for Height

Cabinet cutout dimensions. Prepare the cabinet opening as shown below.

