

UM60FQNR3



Colour range

Body



Blue grey - BG



Antique white - AW



White - WH



Blue - MB



Stainless steel - SS



Matt graphite - MG



Glossy black glass - BK



Burgundy red - BU



Emerald green - EG



RAL Classic - RA
optional

Finishes

Knobs, handles, frames



Brass - G



Copper - P





Chrome - C





Burnished - B

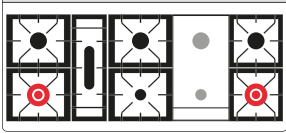
Configuration

 Double ring
Dual burner
25000 BTU -
900 BTU

 Griddle
10500 BTU
- 2000 BTU
+ 7000 BTU -
1400 BTU

 Oval burner
10500 BTU -
3100 BTU

 Big burner
10500 BTU -
2000 BTU



Ovens

Primary oven: UOV 80 E3 TFT S

Secondary oven: UOV 60 E3 TFT

General features

- Operating temperature 85-575°F
- Programmer electronic touch TFT
- Electronic temperature control
- Cooking probe
- Lighting Double internal light
- Automatic light switch-on when door opens
- Full glass oven door
- Soft-closing door
- Door glass Triple glass cold door
- High density insulation
- Ventilation cooling tangential
- Child safety

- Operating temperature 85-575°F
- Programmer electronic touch TFT
- Electronic temperature control
- Lighting Double internal light
- Automatic light switch-on when door opens
- Full glass oven door
- Soft-closing door
- Door glass Triple glass cold door
- High density insulation
- Ventilation cooling tangential
- Child safety

Cavity features

- Muffle with easy clean enamel
- Internal dimensions 26 3/8"×14 3/8"×16 1/8"
- Capacity 3,5
- Steam discharge controlled with dry or moist cooking option
- Folding grill heating element
- Rotisserie spit diagonal
- Thermostat with electronic probe

































- Muffle with easy clean enamel
- Internal dimensions 18 3/16"×14 3/16"×16 1/8"
- Capacity 2,3
- Steam discharge controlled with dry or moist cooking option
- Folding grill heating element
- Thermostat with electronic probe

Consumptions

- Maximum input 3,7 kW
- Top electrical heating element 1300 W
- Bottom electrical heating element 1470 W
- Electric grill 2340 W
- Circular heating element 2290 W

- Maximum input 3,5 kW
- Top electrical heating element 1090 W
- Bottom electrical heating element 1200 W
- Electric grill 2285 W
- Circular heating element 2290 W

Functions

 Pizza function	 Defrosting	 Quick start	 Pizza function	 Defrosting	 Quick start
 Multiple fan cooking	 Multiple moist fan cooking	 Intensive cooking	 Multiple fan cooking	 Multiple moist fan cooking	 Intensive cooking
 Moist intensive cooking	 Fan grill cooking	 Grill cooking with closed door	 Moist intensive cooking	 Fan grill cooking	 Grill cooking with closed door
 Cooking from above	 Moist cooking from above	 Cooking from below	 Cooking from above	 Moist cooking from above	 Cooking from below
 Moist cooking from below	 Static normal cooking	 Moist static normal cooking	 Moist cooking from below	 Static normal cooking	 Moist static normal cooking
 ECO cooking			 ECO cooking		

Technical drawing & dimensions

